

FAQs:

Do I need an internet connection?

Only to browse the catalog and to download.

What happens when a title expires?

The titles will automatically return themselves, no action is needed on your part.

What if I don't finish my book?

The app will remember your place, simply check out the title again to resume reading. Your *Settings* controls how many past titles are remembered.

Can I renew a book?

Yes! If there are no holds on the title, you can renew two days before it is due. Simply tap on the cover for your details, and tap Renew Loan, then Renew!

Can I return an eBook early?

Yes! Tap the cover, then Return Title to Library, and confirm by tapping Return!

Can I borrow a Kindle eBook?

To read a Kindle book you will have to use the Kindle app and go through your Amazon account. For more information on borrowing Kindle books please see "How To: Transfer eBooks to your Amazon Kindle"

Which way should I sign-in?

The simplest method is to use your library card—every method requires it and no password needed! However, if you would like to use an OverDrive account, you'll be able to automatically load any saved settings or configurations to additional devices you use OverDrive on.

Use these instructions for tablets (including Samsung nook Tablets), smartphones, Chromebooks, and devices running:

- Android 4.4 or higher
- iOS 9 or higher
- Windows 10

For nook Color and the Kindle Fire please use the "OverDrive" app. Go to the appropriate app store for your device and follow the instructions for "Borrow eBooks and Audio Books with your Android Smartphone/ Tablet"



More Questions?

Contact your local C/W MARS library staff with any further questions or concerns.

Borrow eBooks
and Audio Books
with your

Smartphone/
Tablet




Libby, by
OverDrive

<https://cwmars.overdrive.com/>



1. Install App


- Search for *Libby* in your app store.



- Install the free app.
- Use “I’ll Search For A Library” to look up your Home Library OR try “Yes, Guess My Library” and the app will attempt to locate your closest library to you.



MATCHING LIBRARIES



- Select CW MARS for our library network.
- “Enter Library Account Details” to enter your Library Card and you are good to go!



Let’s add a library card for **CW MARS**.

[Enter Library Account Details](#)

[I’m Visiting From Another Library](#)

2. Explore

- Libby has two areas, Library and Shelf. Library lets you explore titles to check out, and Shelf shows you everything you have out!




- Search for a title you wish to borrow—you can browse by subject or collection; or you can search by author, title, or keyword.
- Every search provides a summary of the results, you can narrow your search from that summary, or use Refine to sort and limit your search results.
- Tap on a book cover to learn more, and tap Borrow to check out a title. If a title is unavailable you can always Place a Hold.
- You can find all your items, including both loans and holds, under the Shelf section of the app.
- Tap Open Book to enjoy your book!

3. Tips & Tricks

- All ebooks and audio books in this collection can be found through our main catalog! So if you’re searching for a title though bark.cwmars.org keep an eye out for “ebook” and “e-audio”!
- Use “Preferences” to modify your default search and display settings!

[Preferences](#) [Explore >](#)

- Use the Download Settings to control when your loans are downloaded—including automatically when you’re on WiFi.
- Audiobooks are designated by a pair of earbuds on their cover. 
- Not sure when a book is due? Want to return it? Or just want to see the details about it? Tap on Manage Loan!
- Your CWMARS Library card can be used at Library networks throughout MA! In your app menu tap “Add A Library,” Search, and add! To use your CWMARS card select “I’m Visiting From Another Library,” then “CWMARS Patrons” and add your library card. All your loans will appear in the same place, and you can switch between Library Collections.